




Valentine's Day Card Exchange



We will exchange valentines on
Our Valentine's Day
Thursday, February 11th!

- ♥ Buy or make 22 valentines.
- ♥ Sign your first and last name on the back of each card. Get your valentines early and then write your name on 4 or 5 cards each day until you have 22 completed.
- ♥ Place your card in its envelope (if provided). Do not write your classmates' names on the envelopes. We will pass out the valentines UN-ADDRESSED so that valentines can be given away to everyone in the class.
- ♥ Bring your 22 valentines on our Valentine's Day in a lunch bag or Ziploc bag with your name on the outside.



Valentine's Day Box

A Homework Project...

- ♥ Find a shoebox with a lid or any similar type box.
- ♥ Cut an approximately 1 inch by 6 inch opening in the lid of the box ... large enough to put valentine cards through.
- ♥ Decorate your box any way you like. You may use doilies, lace, buttons, paint, fabric, wrapping paper, stickers, anything. Use your imagination and be creative.
- ♥ Bring your decorated valentine box to school on Thursday, February 11th with your valentine cards for our Valentine exchange.

