

An abstract acrylic painting featuring a vibrant, expressive style. The composition is divided into two main horizontal sections. The upper section is dominated by bright yellow and orange hues, with swirling brushstrokes and splatters of red, green, and white. The lower section is characterized by deep reds and blues, with bold, dark strokes and splatters of yellow and white. The overall effect is one of dynamic energy and emotional intensity.

Acrylic Painting



Acrylic paint consists of a pigment bound in an acrylic polymer emulsion.

Two Types of Acrylic:

1. Fluid:

thinner, more pigment, more intense color,
flatter application

2. Heavy Bodied:

thicker, less pigment, less colorful,
textured application



Advantages to using Acrylic Paint

- Water based, easy to use, paint and cleans with water
- Same general look as oil paint without the smell of turpentine
- Dries quickly (advantage or disadvantage?)
5 minutes to touch, 12-24 hrs to cure
- Flexible, moves with the support
- Can use as an opaque or translucent medium
- Works well with other mediums



Mediums

Substances that can be added to paint to adjust its consistency for special effects such as:

- Gloss or matte medium used to extend the paint and give it a satin finish.
- Gel medium is used to thicken (impasto*) or thin (glazing) the paint.

Retarders

Substances used to slow down the drying process and keep it workable

Plaster or molding paste is used to build up

**What is Impasto?*

The thickness of paint. Vincent Van Gogh was known for his heavy application of paint, creating textured surfaces up to an inch thick.



Surfaces and Supports

- Crescent Illustration Board
- Ampersand Hardboard
with a Gesso layer (3 to 4 coats)
- Canvas or Canvas Board
- Any other type of paper, material, plastic



Tools:

Brush assortment

Sponge

Palette knife

Scrapers

Comb

Toothbrushes

Foam brushes

Color shapers

Feathers

Blow dryer

Spray bottles

Sandpaper

Paper towel/cloth



Palettes

- Throw away sheets
- Paper Styrofoam plates
- Wax Paper
- Plastic palettes
- Glass or plexiglass



Techniques

- Dripping & splattering
- Textured grounds
- Thickening/thinning
- Gradients/blends
- Opaque/transparent
- Scraping/Carving/Scratching
- Rub off/Pull Away
- Masking with tape or template
- Jewel, stippling
- Collage or Mixed media:
 - water color, oil/chalk pastel,
 - sharpie, metallic markers
 - paper, magazine cutouts, newspaper
 - clippings, buttons, beads, etc.




ACRYLIC PAINTING TECHNIQUES

A teaching resource from www.studentartguide.com


Techniques



Dry brush



Pointillism




Applying paint with a sponge



Watery drips



Watery splashes



Painting on sand



Scratching with a stick



Wax resist



Dashes - wet on wet



Impasto medium with a dry brush technique



Applying paint with card




Textured paper with a dry brush technique



Impasto medium (swirls) with a dry brush technique



Gel medium



Thick gel medium



Dabbing paint



Drips of thick paint