



SAN FRANCISCO
STATE UNIVERSITY

Campus Specific Admission Practices

Student Outreach Services

1600 Holloway, San Francisco, CA 94132

415-338-2355

ACADEMIC PROGRAMS & MAJORS

6 Colleges

Business

Education (Graduate)

Ethnic Studies

Health and Social Science

Liberal and Creative Arts

Science and Engineering

Most Popular Majors

Business Administration

Biology

Kinesiology

Engineering

Cinema


Criminal Justice

Sociology

English


Communication Studies

Psychology



CAMPUS HIGHLIGHTS

- **Located in a vibrant urban environment; accessible by public transportation; 1 mile from the Pacific Ocean**
- **30,000 students; within the top 15 universities in the nation for campus diversity according to U.S. News and World Report**
- **Named one of the nation's top film schools by Entertainment Weekly; the top 25 film schools by The Hollywood Reporter**
- **Alumni have won 10 Pulitzers, 47 Emmys, 10 Grammys, 12 Tonys, and Oscar nominations for 15 consecutive years**



CAMPUS HIGHLIGHTS

- **Romberg Tiburon Center for Environmental Studies, the only academic research facility located on the San Francisco Bay**
- **Metro Academies College Success Program, a learning community for first-generation, low-income and/or historically underrepresented students**
- **Only university in California to have a Chinese Flagship Language Program for students seeking careers related to China and the Chinese-speaking world**
- **The only College of Ethnic Studies in the nation, offering undergraduate degrees in Africana, Asian American, American Indian, and Latina/o Studies**
- **More than half of the degrees annually are awarded to students of color**



ATHLETIC PROFILE

- Approximately 240 student athletes participate every year
- 106 were named to the Department of Athletics Honor Roll
- 73% graduation rate for student athletes

MEN
Baseball
Basketball
Cross Country
Soccer
*Wrestling

WOMEN
Basketball
Cross Country
Soccer
Softball
Track & Field
Volleyball

*1997 NCAA Division II National Champions

*89 NCAA Division II All Americans





STUDENT CLUBS, HONOR SOCIETIES, FRATERNITIES AND SORORITIES

- Academic Latino American Society
- Alpha Phi Omega
- Disabled Students Association
- Ethnic Studies Student Organization
- Peer Educators Advocating Campus Health
- Pre-Health Honors Society
- Nursing Students Association
- United People For Peace
- United Students for Veterans Health
- Young Americans for Liberty

And much much more...



SUPPORT PROGRAMS & CAMPUS RESOURCES

- Academic Advising
- Counseling & Psychological Services
- Disabilities Programs & Resources
- Guardian Scholars (Foster Youth)
- Metro Academies (College Success Program)
- Queer Alliance
- Residential Life
- Study Abroad
- Student Health Center
- Student Involvement & Career Center
- Tutoring Services

And much much more...



ADMISSIONS INFORMATION

SF STATE is **IMPACTED**

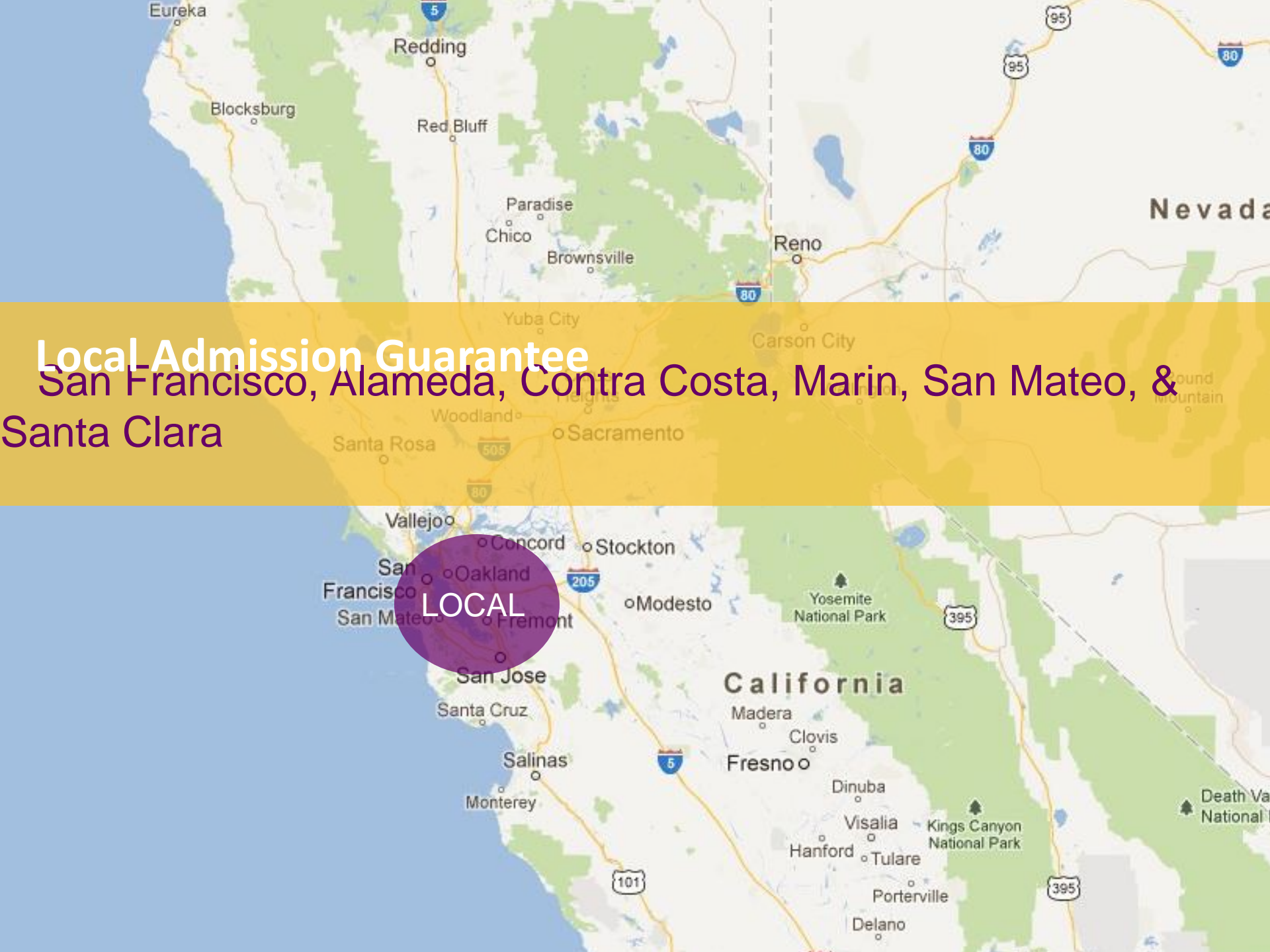
APPLICATION FILING PERIOD

FALL: October 1 – November 30

SPRING: August 1 – August 31

CSUMentor

www.csumentor.edu



Local Admission Guarantee

San Francisco, Alameda, Contra Costa, Marin, San Mateo, & Santa Clara

LOCAL

IMPACTED PROGRAMS

(Fall admission at the upper division level only)

**Supplemental application due to the department*

Accounting*	Health Education
Apparel Design & Merchandising*	Industrial Arts*
Biochemistry*	Industrial Design*
Biology (All 7 Concentrations)	Interior Design
Chemistry*	Kinesiology
Child & Adolescent Development	Nursing*
Communication Studies	Psychology
Criminal Justice Studies	Social Work*
Dietetics*	Sociology
Environmental Studies	Visual Communication Design*

IMPACTED (Fall & Spring Admission)
Child & Adolescent Development

NON IMPACTED PROGRAMS (Fall Admission Only)
Communicative Disorders

FALL 2014 ADMISSIONS INFORMATION

HIGH SCHOOL STUDENTS	LOCAL	NON-LOCAL	TOTAL
Number Applied	12,000	19,970	31,970
Number Admitted	7,950 (66%)	11,110 (56%)	19,060 (60%)
Number Enrolled	1,860 (23%)	1,880 (17%)	3,740 (20%)
Minimum Eligibility Index	SAT – 2900 ACT - 694	SAT – 3200 ACT - 817	

TRANSFER STUDENTS	LOCAL	NON-LOCAL	TOTAL
Number Applied	8,880	7,170	16,050
Number Admitted	5,830 (66%)	3,230 (45%)	9,060 (56%)
Number Enrolled	2,550 (44%)	700 (22%)	3,250 (36%)
Minimum Transfer GPA	2.0	2.80	

VISIT US!

- **Campus Tours: Weekdays and select Saturdays**
- **Sneak Preview: Saturday, April 4, 2015**
- **<http://www.sfsu.edu/outreach>**



@SFSU



facebook.com/sanfranciscostate



youtube.com/sanfranciscostate



instagram.com/sanfranciscostate

Justin Woodard

High School Pre-admission Specialist

justinw@sfsu.edu

415-338-3954

Doris Fendt

Community College Outreach Coordinator

dfendt@sfsu.edu

415-338-7167

