




Aa Week

Make Caramel Apples

or Apple Boats:

1 Slice of cheese – cut diagonally into a triangle and attach to a toothpick. Stick the toothpick into an apple slice.



or Apple Smiles:

1. You need:

2 apple slices



1 T. peanut butter or whipped cream cheese

6 miniature marshmallows

2. Spread peanut butter or whipped cream cheese on each apple slice.

3. Place 6 marshmallows (the teeth) along the apple slice.

4. Put together the 2 apple slices with the marshmallows between them.



Smile and eat!