

50 Minutes—No Calculator

*Note:* Unless otherwise specified, the domain of a function  $f$  is assumed to be the set of all real numbers  $x$  for which  $f(x)$  is a real number.

1.  $\int_1^2 (4x^3 - 6x) dx =$

- (A) 2
- (B) 4
- (C) 6
- (D) 36
- (E) 42

2. If  $f(x) = x\sqrt{2x-3}$ , then  $f'(x) =$

- (A)  $\frac{3x-3}{\sqrt{2x-3}}$
- (B)  $\frac{x}{\sqrt{2x-3}}$
- (C)  $\frac{1}{\sqrt{2x-3}}$
- (D)  $\frac{-x+3}{\sqrt{2x-3}}$
- (E)  $\frac{5x-6}{2\sqrt{2x-3}}$

3. If  $\int_a^b f(x) dx = a + 2b$ , then  $\int_a^b (f(x) + 5) dx =$

- (A)  $a + 2b + 5$
- (B)  $5b - 5a$
- (C)  $7b - 4a$
- (D)  $7b - 5a$
- (E)  $7b - 6a$

4. If  $f(x) = -x^3 + x + \frac{1}{x}$ , then  $f'(-1) =$

- (A) 3
- (B) 1
- (C) -1
- (D) -3
- (E) -5

5. The graph of  $y = 3x^4 - 16x^3 + 24x^2 + 48$  is concave down for

(A)  $x < 0$

(B)  $x > 0$

(C)  $x < -2$  or  $x > -\frac{2}{3}$

(D)  $x < \frac{2}{3}$  or  $x > 2$

(E)  $\frac{2}{3} < x < 2$

---

6.  $\frac{1}{2} \int e^{\frac{t}{2}} dt =$

(A)  $e^{-t} + C$

(B)  $e^{-\frac{t}{2}} + C$

(C)  $e^{\frac{t}{2}} + C$

(D)  $2e^{\frac{t}{2}} + C$

(E)  $e^t + C$

---

7.  $\frac{d}{dx} \cos^2(x^3) =$

(A)  $6x^2 \sin(x^3) \cos(x^3)$

(B)  $6x^2 \cos(x^3)$

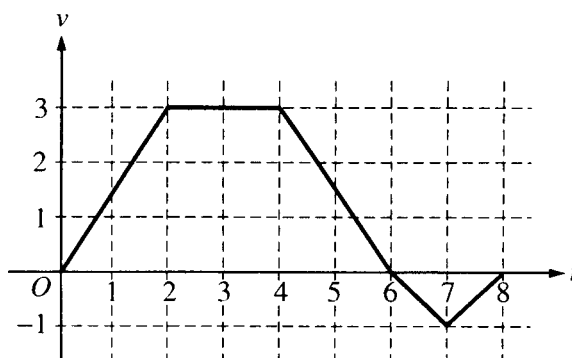
(C)  $\sin^2(x^3)$

(D)  $-6x^2 \sin(x^3) \cos(x^3)$

(E)  $-2 \sin(x^3) \cos(x^3)$

1997 AP Calculus AB:  
Section I, Part A

Questions 8-9 refer to the following situation.



A bug begins to crawl up a vertical wire at time  $t = 0$ . The velocity  $v$  of the bug at time  $t$ ,  $0 \leq t \leq 8$ , is given by the function whose graph is shown above.

8. At what value of  $t$  does the bug change direction?

- (A) 2                      (B) 4                      (C) 6                      (D) 7                      (E) 8

9. What is the total distance the bug traveled from  $t = 0$  to  $t = 8$ ?

- (A) 14                      (B) 13                      (C) 11                      (D) 8                      (E) 6

10. An equation of the line tangent to the graph of  $y = \cos(2x)$  at  $x = \frac{\pi}{4}$  is

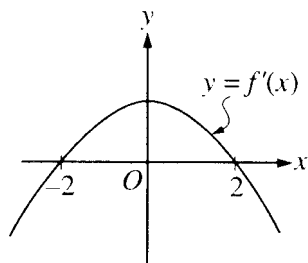
(A)  $y - 1 = -\left(x - \frac{\pi}{4}\right)$

(B)  $y - 1 = -2\left(x - \frac{\pi}{4}\right)$

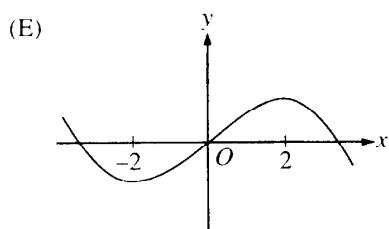
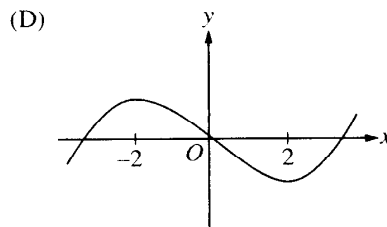
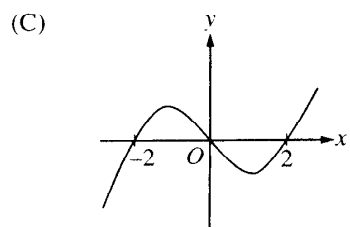
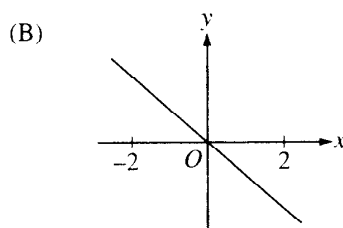
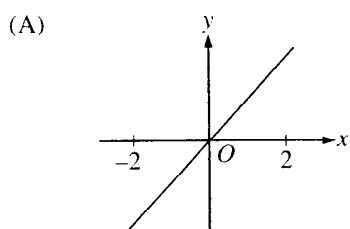
(C)  $y = 2\left(x - \frac{\pi}{4}\right)$

(D)  $y = -\left(x - \frac{\pi}{4}\right)$

(E)  $y = -2\left(x - \frac{\pi}{4}\right)$



11. The graph of the derivative of  $f$  is shown in the figure above. Which of the following could be the graph of  $f$ ?



12. At what point on the graph of  $y = \frac{1}{2}x^2$  is the tangent line parallel to the line  $2x - 4y = 3$ ?

- (A)  $\left(\frac{1}{2}, -\frac{1}{2}\right)$     (B)  $\left(\frac{1}{2}, \frac{1}{8}\right)$     (C)  $\left(1, -\frac{1}{4}\right)$     (D)  $\left(1, \frac{1}{2}\right)$     (E)  $(2, 2)$

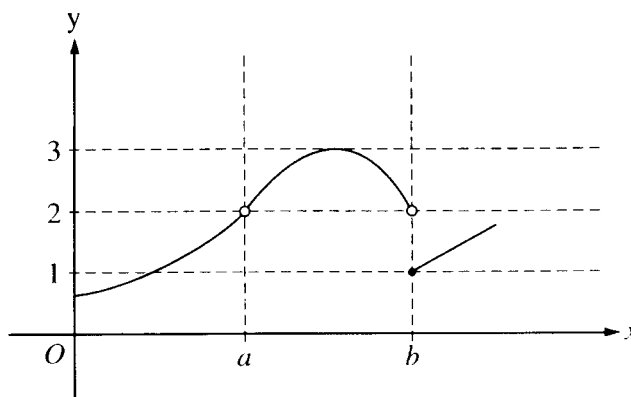
**1997 AP Calculus AB:  
Section I, Part A**

13. Let  $f$  be a function defined for all real numbers  $x$ . If  $f'(x) = \frac{|4-x^2|}{x-2}$ , then  $f$  is decreasing on the interval

- (A)  $(-\infty, 2)$       (B)  $(-\infty, \infty)$       (C)  $(-2, 4)$       (D)  $(-2, \infty)$       (E)  $(2, \infty)$

14. Let  $f$  be a differentiable function such that  $f(3) = 2$  and  $f'(3) = 5$ . If the tangent line to the graph of  $f$  at  $x = 3$  is used to find an approximation to a zero of  $f$ , that approximation is

- (A) 0.4      (B) 0.5      (C) 2.6      (D) 3.4      (E) 5.5



15. The graph of the function  $f$  is shown in the figure above. Which of the following statements about  $f$  is true?

- (A)  $\lim_{x \rightarrow a} f(x) = \lim_{x \rightarrow b} f(x)$   
 (B)  $\lim_{x \rightarrow a} f(x) = 2$   
 (C)  $\lim_{x \rightarrow b} f(x) = 2$   
 (D)  $\lim_{x \rightarrow b} f(x) = 1$   
 (E)  $\lim_{x \rightarrow a} f(x)$  does not exist.

16. The area of the region enclosed by the graph of  $y = x^2 + 1$  and the line  $y = 5$  is
- (A)  $\frac{14}{3}$       (B)  $\frac{16}{3}$       (C)  $\frac{28}{3}$       (D)  $\frac{32}{3}$       (E)  $8\pi$

17. If  $x^2 + y^2 = 25$ , what is the value of  $\frac{d^2y}{dx^2}$  at the point  $(4, 3)$ ?
- (A)  $-\frac{25}{27}$       (B)  $-\frac{7}{27}$       (C)  $\frac{7}{27}$       (D)  $\frac{3}{4}$       (E)  $\frac{25}{27}$

18.  $\int_0^{\frac{\pi}{4}} \frac{e^{\tan x}}{\cos^2 x} dx$  is
- (A) 0      (B) 1      (C)  $e - 1$       (D)  $e$       (E)  $e + 1$

19. If  $f(x) = \ln|x^2 - 1|$ , then  $f'(x) =$
- (A)  $\left| \frac{2x}{x^2 - 1} \right|$
- (B)  $\frac{2x}{|x^2 - 1|}$
- (C)  $\frac{2|x|}{x^2 - 1}$
- (D)  $\frac{2x}{x^2 - 1}$
- (E)  $\frac{1}{x^2 - 1}$

20. The average value of  $\cos x$  on the interval  $[-3, 5]$  is

(A)  $\frac{\sin 5 - \sin 3}{8}$

(B)  $\frac{\sin 5 - \sin 3}{2}$

(C)  $\frac{\sin 3 - \sin 5}{2}$

(D)  $\frac{\sin 3 + \sin 5}{2}$

(E)  $\frac{\sin 3 + \sin 5}{8}$

21.  $\lim_{x \rightarrow 1} \frac{x}{\ln x}$  is

- (A) 0                      (B)  $\frac{1}{e}$                       (C) 1                      (D)  $e$                       (E) nonexistent

22. What are all values of  $x$  for which the function  $f$  defined by  $f(x) = (x^2 - 3)e^{-x}$  is increasing?

- (A) There are no such values of  $x$ .  
 (B)  $x < -1$  and  $x > 3$   
 (C)  $-3 < x < 1$   
 (D)  $-1 < x < 3$   
 (E) All values of  $x$

23. If the region enclosed by the  $y$ -axis, the line  $y = 2$ , and the curve  $y = \sqrt{x}$  is revolved about the  $y$ -axis, the volume of the solid generated is

- (A)  $\frac{32\pi}{5}$                       (B)  $\frac{16\pi}{3}$                       (C)  $\frac{16\pi}{5}$                       (D)  $\frac{8\pi}{3}$                       (E)  $\pi$

24. The expression  $\frac{1}{50} \left( \sqrt{\frac{1}{50}} + \sqrt{\frac{2}{50}} + \sqrt{\frac{3}{50}} + \cdots + \sqrt{\frac{50}{50}} \right)$  is a Riemann sum approximation for

(A)  $\int_0^1 \sqrt{\frac{x}{50}} dx$

(B)  $\int_0^1 \sqrt{x} dx$

(C)  $\frac{1}{50} \int_0^1 \sqrt{\frac{x}{50}} dx$

(D)  $\frac{1}{50} \int_0^1 \sqrt{x} dx$

(E)  $\frac{1}{50} \int_0^{50} \sqrt{x} dx$

---

25.  $\int x \sin(2x) dx =$

(A)  $-\frac{x}{2} \cos(2x) + \frac{1}{4} \sin(2x) + C$

(B)  $-\frac{x}{2} \cos(2x) - \frac{1}{4} \sin(2x) + C$

(C)  $\frac{x}{2} \cos(2x) - \frac{1}{4} \sin(2x) + C$

(D)  $-2x \cos(2x) + \sin(2x) + C$

(E)  $-2x \cos(2x) - 4 \sin(2x) + C$



40 Minutes—Graphing Calculator Required

Notes: (1) The exact numerical value of the correct answer does not always appear among the choices given. When this happens, select from among the choices the number that best approximates the exact numerical value.

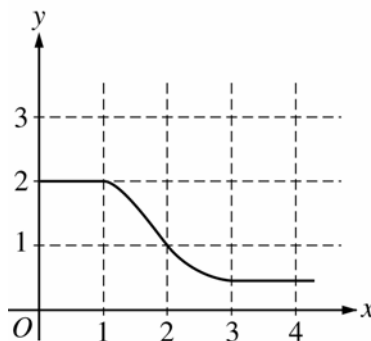
(2) Unless otherwise specified, the domain of a function  $f$  is assumed to be the set of all real numbers  $x$  for which  $f(x)$  is a real number.

76. If  $f(x) = \frac{e^{2x}}{2x}$ , then  $f'(x) =$

- (A) 1
- (B)  $\frac{e^{2x}(1-2x)}{2x^2}$
- (C)  $e^{2x}$
- (D)  $\frac{e^{2x}(2x+1)}{x^2}$
- (E)  $\frac{e^{2x}(2x-1)}{2x^2}$

77. The graph of the function  $y = x^3 + 6x^2 + 7x - 2\cos x$  changes concavity at  $x =$

- (A) -1.58
- (B) -1.63
- (C) -1.67
- (D) -1.89
- (E) -2.33



78. The graph of  $f$  is shown in the figure above. If  $\int_1^3 f(x) dx = 2.3$  and  $F'(x) = f(x)$ , then

$F(3) - F(0) =$

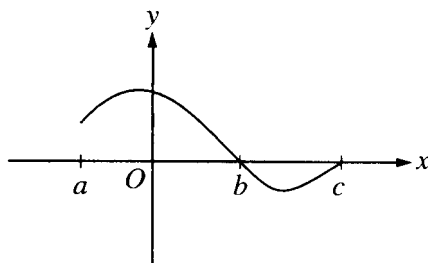
- (A) 0.3
- (B) 1.3
- (C) 3.3
- (D) 4.3
- (E) 5.3

1997 AP Calculus AB:  
Section I, Part B

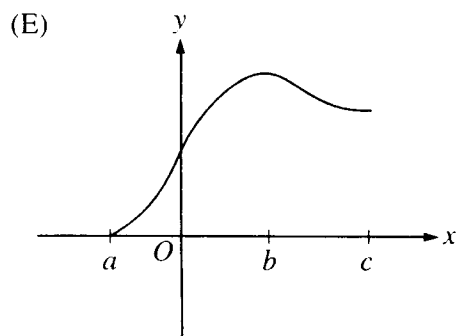
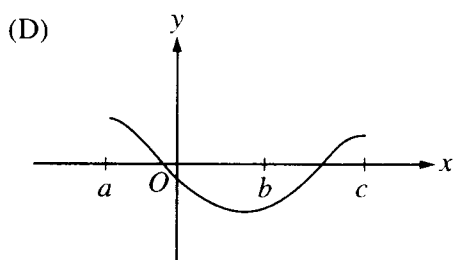
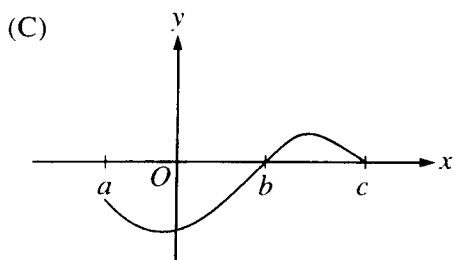
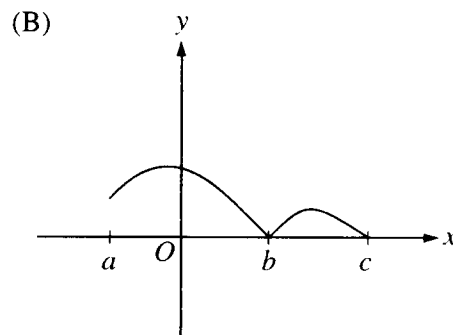
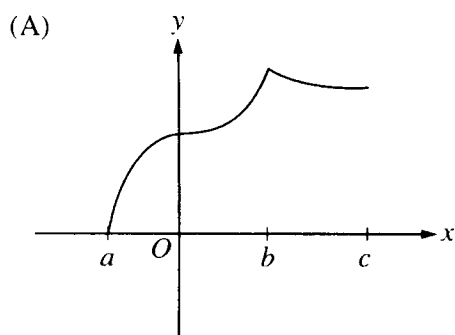
79. Let  $f$  be a function such that  $\lim_{h \rightarrow 0} \frac{f(2+h) - f(2)}{h} = 5$ . Which of the following must be true?
- I.  $f$  is continuous at  $x = 2$ .  
II.  $f$  is differentiable at  $x = 2$ .  
III. The derivative of  $f$  is continuous at  $x = 2$ .
- (A) I only      (B) II only      (C) I and II only      (D) I and III only      (E) II and III only
- 
80. Let  $f$  be the function given by  $f(x) = 2e^{4x^2}$ . For what value of  $x$  is the slope of the line tangent to the graph of  $f$  at  $(x, f(x))$  equal to 3?
- (A) 0.168      (B) 0.276      (C) 0.318      (D) 0.342      (E) 0.551
- 
81. A railroad track and a road cross at right angles. An observer stands on the road 70 meters south of the crossing and watches an eastbound train traveling at 60 meters per second. At how many meters per second is the train moving away from the observer 4 seconds after it passes through the intersection?
- (A) 57.60      (B) 57.88      (C) 59.20      (D) 60.00      (E) 67.40
- 
82. If  $y = 2x - 8$ , what is the minimum value of the product  $xy$ ?
- (A) -16      (B) -8      (C) -4      (D) 0      (E) 2
- 
83. What is the area of the region in the first quadrant enclosed by the graphs of  $y = \cos x$ ,  $y = x$ , and the  $y$ -axis?
- (A) 0.127      (B) 0.385      (C) 0.400      (D) 0.600      (E) 0.947
- 
84. The base of a solid  $S$  is the region enclosed by the graph of  $y = \sqrt{\ln x}$ , the line  $x = e$ , and the  $x$ -axis. If the cross sections of  $S$  perpendicular to the  $x$ -axis are squares, then the volume of  $S$  is
- (A)  $\frac{1}{2}$       (B)  $\frac{2}{3}$       (C) 1      (D) 2      (E)  $\frac{1}{3}(e^3 - 1)$

1997 AP Calculus AB:  
Section I, Part B

85. If the derivative of  $f$  is given by  $f'(x) = e^x - 3x^2$ , at which of the following values of  $x$  does  $f$  have a relative maximum value?
- (A)  $-0.46$       (B)  $0.20$       (C)  $0.91$       (D)  $0.95$       (E)  $3.73$
- 
86. Let  $f(x) = \sqrt{x}$ . If the rate of change of  $f$  at  $x = c$  is twice its rate of change at  $x = 1$ , then  $c =$
- (A)  $\frac{1}{4}$       (B)  $1$       (C)  $4$       (D)  $\frac{1}{\sqrt{2}}$       (E)  $\frac{1}{2\sqrt{2}}$
- 
87. At time  $t \geq 0$ , the acceleration of a particle moving on the  $x$ -axis is  $a(t) = t + \sin t$ . At  $t = 0$ , the velocity of the particle is  $-2$ . For what value  $t$  will the velocity of the particle be zero?
- (A)  $1.02$       (B)  $1.48$       (C)  $1.85$       (D)  $2.81$       (E)  $3.14$



88. Let  $f(x) = \int_a^x h(t) dt$ , where  $h$  has the graph shown above. Which of the following could be the graph of  $f$ ?



$x$	0	0.5	1.0	1.5	2.0
$f(x)$	3	3	5	8	13

89. A table of values for a continuous function  $f$  is shown above. If four equal subintervals of  $[0, 2]$  are used, which of the following is the trapezoidal approximation of  $\int_0^2 f(x) dx$ ?

- (A) 8                      (B) 12                      (C) 16                      (D) 24                      (E) 32

90. Which of the following are antiderivatives of  $f(x) = \sin x \cos x$ ?

I.  $F(x) = \frac{\sin^2 x}{2}$

II.  $F(x) = \frac{\cos^2 x}{2}$

III.  $F(x) = \frac{-\cos(2x)}{4}$

- (A) I only  
 (B) II only  
 (C) III only  
 (D) I and III only  
 (E) II and III only