

WELCOME BACK!!

- HOW WAS YOUR SPRING BREAK??

WARM UP!!! 4/10/13

- USE vocabulary/sign you FINISH learn previous units. WRITE GLOSS.
- 1. What did you do on Spring Break?
- 2. What was your favorite thing about Spring Break?
- 3. What did you like least (DISLIKE) about Spring Break?
- 4. What do you wish you had done on Spring Break?

EX:

1. Me DO-DO: STUDY + SCHOOL WORK
2. FAVORITE: HAVE NO SCHOOL
3. LEAST: CAUGHT UP ALL SCHOOL WORK
4. WISH: NO SCHOOL WORK, SLEEP MORE!!!!!!

UNIT 11

Food and Food Shopping

Page 141

Grocery Store



Now in the

What We Will Learn

- ◆ Today we will talk about food and shopping.
- ◆ We will discuss quantities and prices of food
- ◆ We learn classifiers to describe thickness, width and depth
- ◆ We will discuss negative modals such as Can't or Won't or NONE

UNIT 11 VOCABULARY

FOOD	Vegetable , #VEG	SOUP	CHICKEN , BIRD	POTATO
SALAD	Ice- Cream	Bread	Cheese	Egg
Meat, Beef, Steak	Butter	Sugar	Cereal	Spaghetti
Salt	Pepper	Water	Milk	Wine
Soda, pop	Cost	Expensive	Cheap	Total, Sum

Dollar	Money	Can't	Won't, Refuse	Increase
Decrease	Easy	Hard	Think-Of	Run-Out
Deplete	Hear, Sound	Cabinet, Cupboard	Lecture, Speech	Earth+Qu ake
Make, Fix	First	Cup	Shocked	Awful, Terrible
Home	Wind, Breeze	Party	Food Shopping	

Run Out

- ◆ Run Out can be used with some of your new vocabulary words.
- ◆ Example: Banana, Potato, Tomato...

DEPLETED

- ◆ The sign DEPLETED is used to show that something is depleted, usually a liquid.
- ◆ Example: The milk carton is depleted.

WORD SELECTION FOR ACTIVITY #1

- 1. Water
- 2. Oranges
- 3. Sugar
- 4. Vegetables
- 5. Meat
- 6. Eggs
- 7. Milk
- 8. Cheese
- 9. Bread
- 10. Soda, pop

Now Practice signing
with a partner
PLEASE, VOICES
OFF!

ACTIVITY #1

Pick 10 words from the following list and gloss 10 sentences that explain you have **deplete/ran out** of the items. Each sentences must be different and have at least four words. The sentences **MUST INCLUDE A TIME AND PROPER NOUN**

Example with Prompt =

NOW MY MILK RAN-OUT, OH-DARN!

YESTERDAY MILK RAN-OUT NO GOOD

Fruits

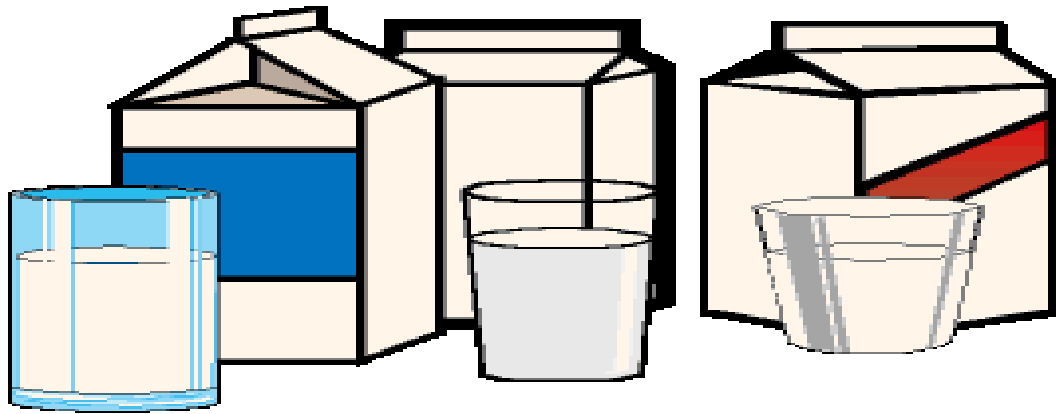


Vegetables




Diary Products


Milk




Yogurt



Cheese








Meats



Sea Foods



DESSERT



CLASSIFIERS




- CL: G
 - is used to show various thicknesses, widths, and depths.

EX: THIN CHEESE PIZZA

THICK DEEP PAN PIZZA

- CL: B ?
- CL: H ?
- CL: C ?

CLASSIFIERS



QUANTITIES AND PRICES

- HOW MANY?? 1, 2, 3, 4...
- PRICES? COST? \$1.09, \$25.99, etc.
- EXPENSIVE OR CHEAP??
- EX: ME FINISH BUY 2 GALLONS OF MILK FOR \$2! KIND-OF CHEAP.

DOLLARS/**PRICES**/COSTS

- You can incorporate the 1-9 in the sign 1-DOLLAR.
- Anything above 10 you must sign the number followed by the sign Dollar.
- CENTS-

Practice the signs for cents found on page
(150)

COSTS/PRICES

1. 6 CHICKEN WINGS \$6.79
2. 3 BAGS OF FLOUR \$3.94
3. 15 BOXES OF PIZZA \$159.22
4. 7 ORANGES \$1.99
5. 12 APPLES \$7.89
6. 2 CEREAL BOXES 4.75
7. 4 FISHES \$6.79
8. BIG HAM \$12.43
9. BIG TURKEY \$15.67

Activity #2

- Task:

You will LIST your ingredients using the list below to make a sandwich. Once you have put your sandwich together you will write in **GLOSS** what you made, how you made it and what you like about it. Then, *you draw a picture of your sandwich!*

- | | | | |
|----------|--------|----------|--------------|
| • Bread | #Ham | Lettuce | #Mayo |
| • #Roll | Turkey | Onion | #Mustard |
| • #Wheat | #Humus | Tomato | #Oil/Vinegar |
| • White | Cheese | #Pickles | Etc... |

Examples

1. Me make turkey sandwich: BIG WHOLE turkey lettuce, tomato, pickle, and mayo on wheat breads with US flag toothpick

2. two wheat breads, spread mayo, BIG turkey, s, lettuce, and slice tomato – add salt on tomato, pickle on TOP with US FLAG toothpick

3. FRESH made sandwich! BIG BITE! Must with drink OJ!!
WANT SEE MY SANDWICH???


4. Have FUN!
Be Creative!

MY TURKEY SANDWICH



MEASUREMENTS/ABBREVIATIONS

ENGLISH	ASL (SIGN)
OUNCE	OZ
POUND	LB OR CL: H (SIGN)
TEASPOON	TSP
TABLESPOON	TB OR TBS





1. 5 POUNDS BEEF
2. 2 OUNCES VEGETABLE BROTH
3. 2 TABLESPOONS BUTTER
4. 3 TEASPOONS SUGAR
5. 3 OUNCES FLOUR
6. 5 POUNDS CHICKEN
7. 3 TABLESPOONS APPLE VINGEAR
8. 6 OUNCES SHRIMPS
9. 6 TEASPOONS OIL
10. 12 POUNDS ICE CREAM

Expensive and Cheap

- ME KISS-FIT 99 CENT STORE WHY? THEY HAVE MANY MANY CHEAP ITEMS + FOODS!
- ME FAVORITE EXPENSIVE SEAFOOD RESTAURANT NAME MARKET BROILER.
- PLEASE GIVE ME MORE EXAMPLES???

5 CHEAP RESTAURANTS & 5 EXPENSIVE RESTAURANTS

ACTIVITY # 3

- The word NONE, (O hand shape dominant and non dominant shakes back and forth) and NOTHING can be used to state
 - You don't understand
 - You haven't seen
 - You didn't hear

Gloss the following sentences using the sign NONE to indicate the negative.

Example-

I couldn't see the book

ME SEE NONE BOOK THERE.

***Switch papers with partner and practice signing each others sentences.**

CONT...

- 1. I didn't hear what she told you.
- 2. I didn't understand the test.
- 3. I haven't see you for a month.
- 4. I didn't understand the movie.
- 5. I couldn't hear the teacher.

Activity #4

- Using your book and knowledge of classifiers state which classifier you would use for the following items. You may need to look up the examples on page 145-147.
- Example: Prompt Pie
 - CL: G-thin

Activity #4

- A stack of paper
- Eye glasses
- A coat
- A newspaper
- A book
- A cut of meat
- Water in a glass
- Water in a bucket
- Water on the floor
- A box 12 inches deep

Activity #5

- Using Chapter 11 Vocabulary. You are going to write a paragraph telling a story. The paragraph must include the following requirements.
 - Must be written in GLOSS ONLY
 - ASL paragraph must be in TTC order. TIME TOPIC COMMENT.
 - Each sentence must include 2-4 vocabulary signs.
 - Must underline/highlight/circle vocabulary words.
 - Total number of vocabulary words can not be under 12 signs.

Chapter 11 Warm up (Gloss)

1. YOU STRANGE YOU SAY NONE UNDERSTAND ME
2. I ENJOY (LIST) MEAT CHEESE EGGS NOT ENJOY WINE ME
3. MOVIE NONE SEE WAIT ONE-WEEK FINISH SEE WILL
4. HEAR TEACHER CAN'T I MOVE NEW SEAT BETTER
5. MY SODA DEplete I UPSET WHO DRINK

English (remember your English may not be exact but should have the same ideas/concepts)

1. You are strange. I'm not understanding what you said.
2. I enjoy meat, cheese, and eggs. I don't enjoy wine.
3. I haven't seen the movie. I will wait one week then go see it.
4. I couldn't hear the teacher so I moved to a new seat it's better now.
5. My soda is gone. I am upset. Who drank it?

Negative Modals

Can't or Won't or NONE

EX: ME CAN'T GO SHOPPING,
WHY? ME NONE MONEY!

ME WON'T COOK, WHY? FOODS
ARE SPOILED. NEED SHOPPING
FOODS.

EXERCISE 11B (PAGE 144)

- USE **NONE** WITH THE FOLLOWING AS IN THE PROMPT:
- PROMPT: LECTURE UNDERSTAND **NONE** I.
- 1. BOB – SEE – LONG TIME
- 2. BOB – HEAR – LONG TIME
- 3. MOVIE – UNDERSTAND
- 4. BOOK – UNDERSTAND
- 5. MEG – SEE – FOR A WHILE
- 6. DAVE – HEAR – FOR A WHILE

HOMework 4/11/13

- PLEASE CREATE YOUR OWN FOOD MENU WITH 5 DIFFERENT FOODS WITH (INGREDIENTS), 5 DIFFERENT DRINKS, AND 2 DIFFERENT DESSERTS WITH PRICES ON IT
- DRAW OR CUT PICTURES FROM MAGAZINES WITH THE LIST OF FOODS INGREDIENTS.
- MAKE IT SIMPLE AND SWEET. SEE MY EXAMPLE...

YOU WILL DESCRIBE YOUR MENU IN CL AND SIGN ON WEDNESDAY! DUE....DUE... TODAY, MONDAY!!!

The Menu

Item	Price	Size	Price
Double-Double® French Fries, and Ketchup Sauce	\$4.99	Large	
Cheeseburger French Fries, and Ketchup Sauce	\$4.09	Extra Large	
Hamburger French Fries, and Ketchup Sauce	\$3.99		
DOUBLE-DOUBLE® <i>Double Meat & Double Cheese</i>	2.75		
CHEESEBURGER	1.85	SM	99
		MED	115
		LG	129
		X-LG	149
HAMBURGER	1.60		
FRENCH FRIES	1.09		
SHAKES <i>Chocolate Strawberry Vanilla</i>	1.60		
		MILK	70
		COFFEE	70

Grocery Store



Now in the

RESTAURANT



Activity # 4

Pretend you own a restaurant. Then decide what would be on your menu? Please create your own menu with prices.

Please describe what your restaurant looks like from the inside and outside.

KEY STRUCTURES

RUN-OUT..

DEplete

EXAMPLE #1: I AM OUT OF POTATO AND OIL.

EXAMPLE #2: MY OIL BOTTLE DEplete! I NEED BUY MORE SOON

Activity #2

Create a recipe that includes a recipe
That includes at least ten of the new vocabulary words that were
introduces in class today.

Example: Ingredients: Lettuce, Tomatoes, ...

Mix all together in a large bowl

Be Prepared to share your recipe item with the class when called
upon.

BE CREATIVE

Homework #1

Create your own menu as you own a restaurant. Be sure to describe what your restaurant looks like, the setting (floor plan),

Name Your Restaurant

What Type of Food?

Draw a picture or make a picture using magazines collage, or whatever you choose

Draft up a menu

Set up pricing

Hire Staff, How Many

BE CREATIVE

Homework #2

In Your Restaurant Set Up Daily Specials.

Describe the Specials


Price the Specials

Is there a Theme?

Plan something special to make customers want to come

Be Creative!!

BREADS




1165 1161 1185 1179 1177 1183




1101 1146 1148 1140



1103 1129 1119 1118 1104



1109 1124 1125 1106



1181 1175



1168 1160



1108 1134



1134 1136



1112 1105



1142 1151 1152 1115

1151 1152 1117



1117