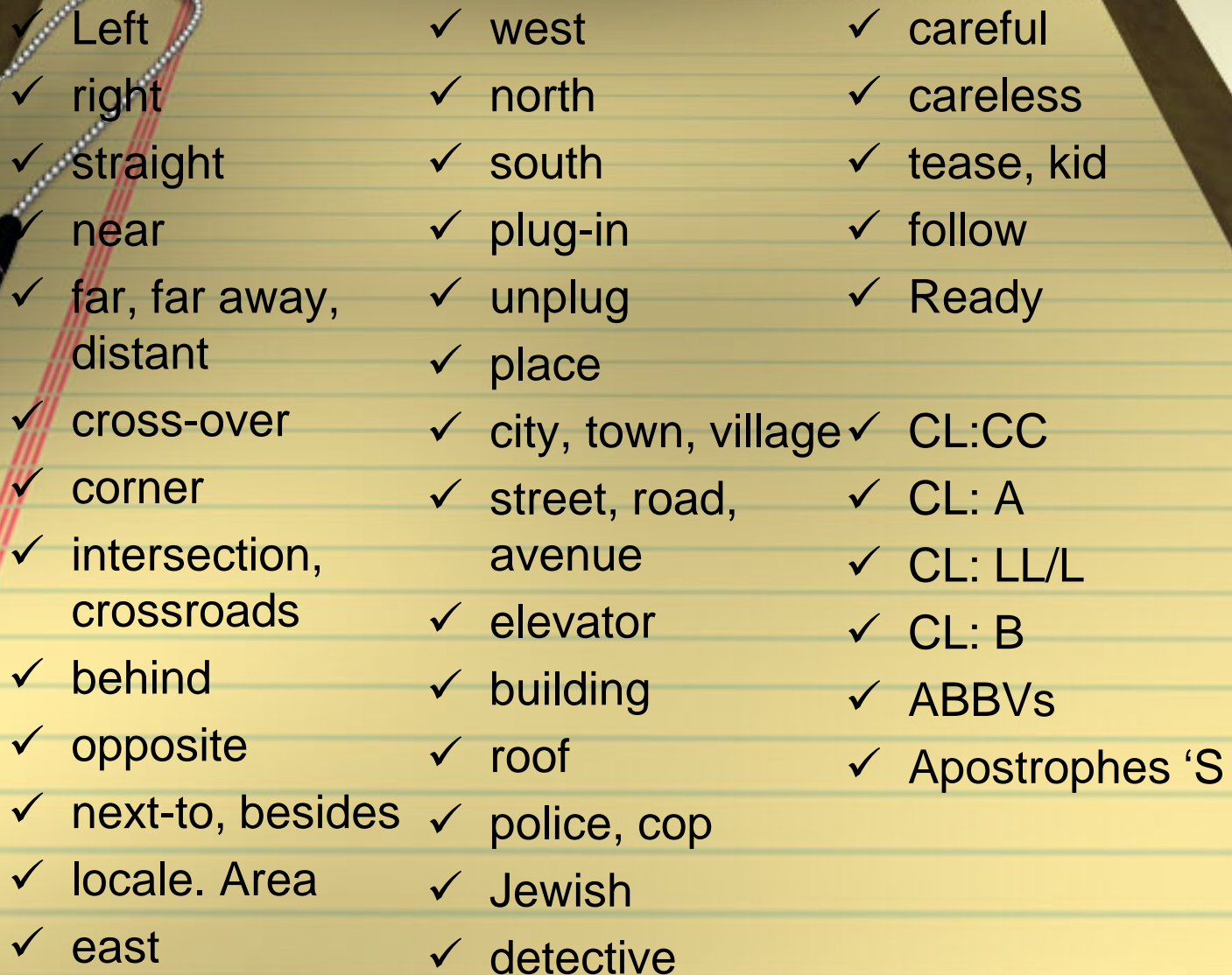


Unit 16

Giving Directions and Instructions

ASL II

~Bader~

- 
- | | | |
|-------------------------------|---------------------------|------------------|
| ✓ Left | ✓ west | ✓ careful |
| ✓ right | ✓ north | ✓ careless |
| ✓ straight | ✓ south | ✓ tease, kid |
| ✓ near | ✓ plug-in | ✓ follow |
| ✓ far, far away,
distant | ✓ unplug | ✓ Ready |
| ✓ cross-over | ✓ place | |
| ✓ corner | ✓ city, town, village | ✓ CL:CC |
| ✓ intersection,
crossroads | ✓ street, road,
avenue | ✓ CL: A |
| ✓ behind | ✓ elevator | ✓ CL: LL/L |
| ✓ opposite | ✓ building | ✓ CL: B |
| ✓ next-to, besides | ✓ roof | ✓ ABBVs |
| ✓ locale. Area | ✓ police, cop | ✓ Apostrophes 'S |
| ✓ east | ✓ Jewish | |
| | ✓ detective | |

Review signs

✓ Across	✓ Building	Working	✓ Hungry	✓ Sure
From	✓ Floor	✓ Lousy	✓ Should	✓ Know
Other	✓ Walk up	✓ Closed	✓ Must	nothing
✓ Parking	stairs	✓ Locked	✓ Want	✓ Not here
Lot	✓ Room	✓ Dirty	✓ Get	✓ I think
✓ Store	✓ Front	✓ Warm	✓ Look For	✓ Around
✓ Play Area	Door	✓ Cookie	✓ Small	there
✓ Grassy	✓ In	✓ Chocolate	Drink	✓ Don't
Area	✓ Out	✓ Gum	✓ Medium	Know
✓ Restaurant	✓ Next to	✓ Coke	Drink	✓ Not Sure
✓ Swimming	✓ Across	✓ Pepsi	✓ Large	✓ Maybe
Pool	from	✓ Sandwich	Drink	
✓ Registrar	✓ Broken	✓ Sugar	✓ With	
✓ Inside	✓ Not	✓ Thirsty	✓ With out	



Unit Focus

- ❖ In this Unit you will learn how to give directions and instructions
- ❖ New vocabulary for directions, use your body for CL and locational relationship
- ❖ You will learn some commonly used FS abbreviations and making apostrophes in FS/possessive.(names)
- ❖ Practice some dialogues
 - ❖ giving directions to given locations
 - ❖ describing places with CL
 - ❖ Giving instructions



Vocabulary Game Activity

- ✓ Copy vocabulary words in your notebook while Mrs. Bader passes out vocabulary cards.
- ✓ Each student will have their own card to teach the class (around the world) to learn one sign.
- ✓ After one round, will move into GROUPS and reteach 4-5 words. One person will move in a new group to teach new signs.

Directions

✓ Give three directions to your partner to get to the following places:

✓ **Pick three places involving directions in your NB: include: where, area, use some voc words we learned, FS name of place,**

✓ **Sign to your partner (your partner should be able to understand your directions and write it down in their NB).**

✓ The drugstore

the police station

✓ The post office

the hospital


✓ The high school

the restaurant

✓ The food store

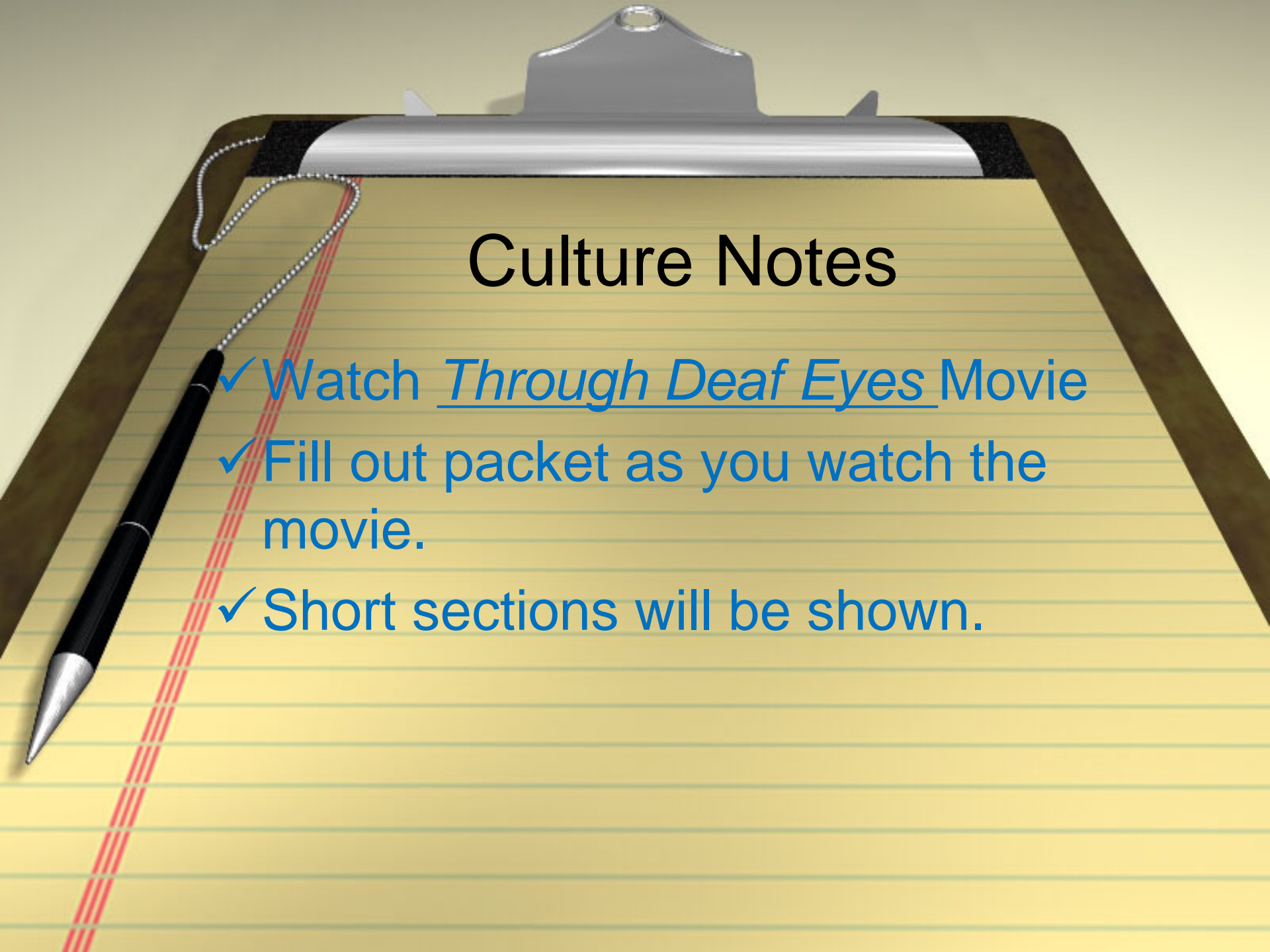
the bookstore

Mrs. Bader will rotate and ask you to give her one direction in ASL




GLOSS sample

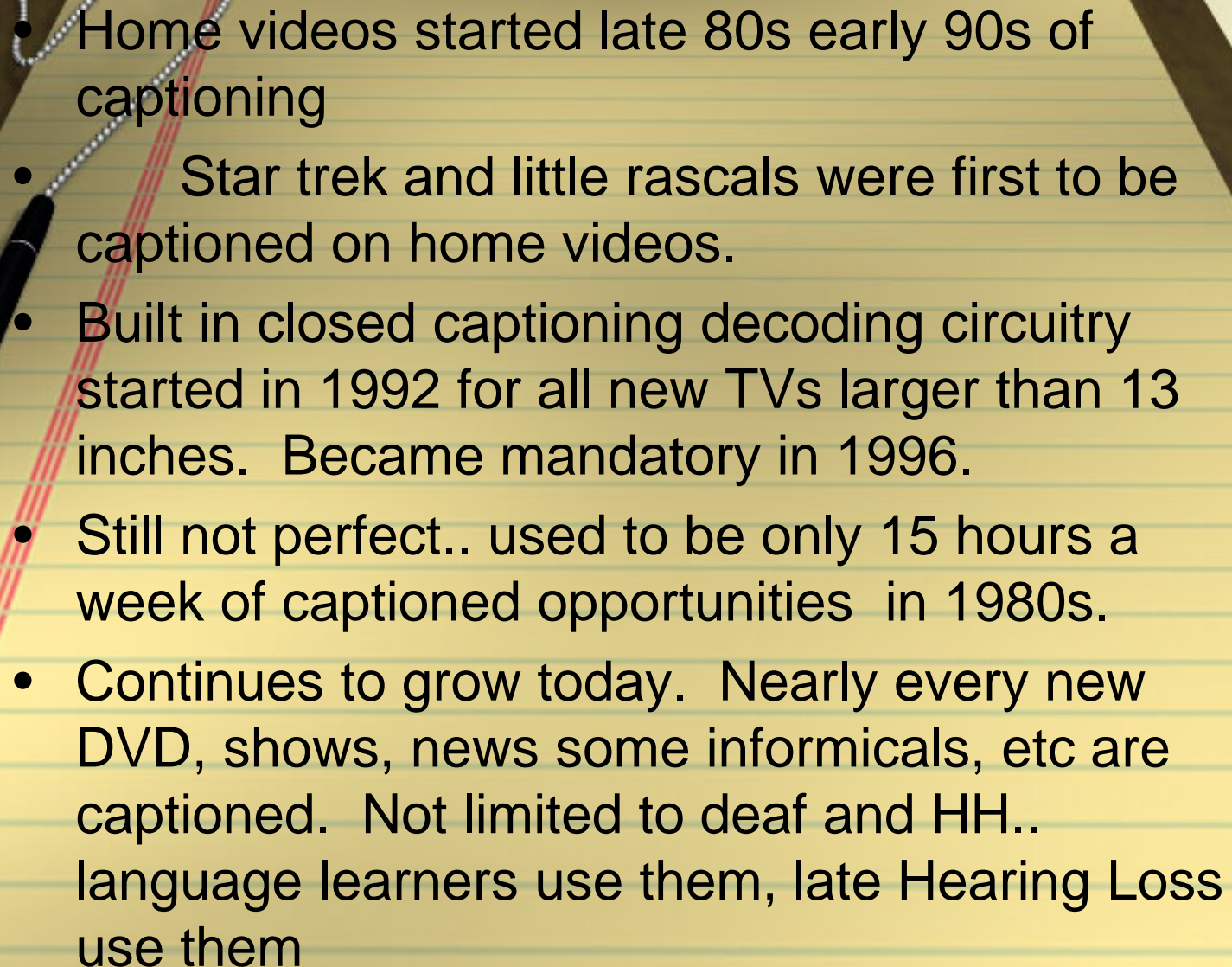
1



Culture Notes

- ✓ Watch Through Deaf Eyes Movie
- ✓ Fill out packet as you watch the movie.
- ✓ Short sections will be shown.



- 
- Home videos started late 80s early 90s of captioning
 - Star trek and little rascals were first to be captioned on home videos.
 - Built in closed captioning decoding circuitry started in 1992 for all new TVs larger than 13 inches. Became mandatory in 1996.
 - Still not perfect.. used to be only 15 hours a week of captioned opportunities in 1980s.
 - Continues to grow today. Nearly every new DVD, shows, news some informicals, etc are captioned. Not limited to deaf and HH.. language learners use them, late Hearing Loss use them