


Vlog = a video blog



Week of June 1st - June 5th Distance Learning Calendar MS. WOOLFREY'S CLASS



Last week of school!



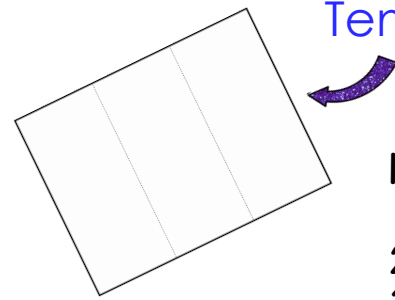
* = Must Dos	Planning your trip. Monday	Disney day 1 Tuesday	Disney day 2 Wednesday	Disney day 3 Thursday	Vlog about it! Friday
* READING	Disneyland virtual field trip (Explore the field trip but <u>don't</u> visit any experiences just yet!)	Disneyland Virtual Field Trip Day 1 – Enjoy!	Disneyland Virtual Field Trip Day 2 – Have fun!	Disneyland Virtual Field Trip Day 3 – Have a great time!	Log into Flipgrid and vlog about your virtual field trip.
* MATH	Chapter 12: Lesson 8 Pages 713-716	Chapter 12: Lesson 9 Pages: 719-722	Chapter 12 : Lesson 10 Pages: 725-728	iReady Math	Play the Disney Trivia Game. Add up your points. Each point = 1 (pretend) Disney dollar to spend in the virtual gift shop!
* WRITING	Make a list of all the places you're going for days 1-3. Put it in your brochure.	TRAVEL GUIDE: Write about your experience for today (day 1). What was your favorite ride and why? What else did you do?	TRAVEL GUIDE: Write about your experiences for today (day 2). What was your favorite thing and why?	TRAVEL GUIDE: Write about your experiences for today (day 3). What was your favorite thing and why?	Finish up your travel guide. This can be coloring, decorating, or writing.
ART	* Make a travel guide: Make a trifold brochure with pictures on it. You can draw them or print out pictures and glue them on.	Art for Kids Hub: Draw Baby Yoda (The link is below.)	Art for Kids Hub: Draw Dumbo (The link is below.)	* Practice your Flipgrid Disneyland "Vlog" to someone in your family or a pet.	Art for Kids Hub: Draw Olaf (The link is below.)

Disneyland VIRTUAL field trip:



Your mission:

- Plan your virtual trip on Monday.
- Complete your travel guide.
- **Visit 3 lands each day.**
- Be sure to visit rides, eat, and learn something new each day.
- Collect information and write it down on the backside of your brochure so you won't forget it for Friday's Flipgrid "vlog"!
- Wear a Disney shirt for your vlog post if you have one.
- Log in to Flipgrid with the link provided here. You will have 5 minutes to vlog to your classmates and myself about your adventures and show us your travel guide that you created.



Template is on slide #6

Travel Guide Directions:

1. Fold a plain piece of paper into three equal sections.
2. On the front cover, label your brochure.
3. Draw a picture so everyone in your family knows where you are going.
4. Open it up flat. On the left side, write, "day 1" or "Tuesday". This is where you will make a list of your plans for the day. Search for food to eat, music to listen to, something to learn, and the rides you will go on. Remember, you are only visiting 3 lands each day.
5. Repeat this on the other two sections for days 2 and 3.
6. On the backside of each day, write down what you did. This will help you to remember for your vlog!


What land
am I in?



You will need
to go to a
separate link
on my teacher
page to go to
the field trip!

4

What is this
car's name?



Yes,
that's
me!

Disney TRIVIA GAME!

* Answer Key on the next page.

Look at the pictures and answer the questions as best you can. Tally up your points at the end. (The points are on each picture.)

BONUS: There are 2 more trivia questions on another page somewhere!

What land am I in?



3

What ride is this from?



2


Which ride are Jack and Sally at?

Where are Ms. Cohen and me?



4

Who is this?



2

What movie is this from?



3

What ride is this?



2

What are their names?



3

What ride is Ms. Cohen and Mr. Brian on?



3

What do you think the Mad Hatter is pretending to hold?



4

What is this candy maker making?

BONUS: What shop is she in?



2

+2



2

Disney TRIVIA GAME

ANSWER KEY

Points: _____


BONUS Points: _____

TOTAL POINTS=

Q: What land am I in?
A: Star Wars: Galaxy's Edge



Q: Who is this?
A: The Queen of Hearts



Q: Where are Ms. Cohen and me?
A: California Adventure Park



Q: What ride is this from?
A: It's a Small World



Q: What are their names?
A: 3 Grinning Ghosts



Q: What ride is this?
A: Mad Tea Party



Q: What movie is this from?
A: Aladdin



Q: What is this candy maker making? **BONUS:** What shop is she in?
A: Caramel apples.
Bonus: Pooh Corner +2



Q: Which ride are Jack and Sally at?
A: The Haunted Mansion



Q: What ride is Ms. Cohen and Mr. Brian on?
A: Luigi's Rollickin' Roadsters



Q: What do you think the Mad Hatter is pretending to hold?
A: A Teapot and a teacup

Links for This Week



TUESDAY:
[Click Here](#)



Flipgrid

[Click Here](#)

Disneyland
Virtual Field
Trip
directions

Record your
Disneyland
vlog post!

AND
to...




WEDNESDAY:
[Click Here](#)

THURSDAY:
[Click Here](#)



You will need to go
to a separate link on
my teacher
webpage to go to
the field trip!



Flat Stanley Flipgrid Links



Flipgrid

[CLICK HERE](#)

Ms. Woolfrey will read aloud a new chapter a few times a week. (Maybe daily!)



[CLICK HERE](#)

Record your adventures with flat MS. WOOLFREY HERE!

Flipgrid