




Winter Break Ideas to Do With Your Child



Dear Parents,

We are all definitely ready for a break and some fun. However, keeping your child's mind active during the break will ensure a successful return in January. Doing a couple of short activities four or five days a week should be more than enough to keep your child on track. When we return we'll be jumping even more into reading and writing, so coming back in January with as many skills still in place (or even improved!) will be very important to your child's continued success. We hope you have a restful and happy break! See you on Monday, January 9th!

Mrs. Lumsden and Mrs. McWhorter

1. Continue practicing letters and sounds. The kids are really getting them down, but extra practice never hurts! 😊 
2. Practice any areas on the report card and/or progress report where your child got a 1, 2, or 3.
3. Practice writing first and last names using correct handwriting (capital for the first letter, lowercase letters for the rest).
4. Practice having your kids read consonant, vowel, consonant words. Now that they know most of the sounds, they should be sounding out simple words (i.e. cat, dog, hat, man, got, pen, etc.).
5. Continue to work on recognizing numbers to 30. Help your child get ahead and practice at home. Practice counting objects to 30 as well.
6. A fun way to practice numbers and a way to recycle the 2010 calendar is use the calendar to 

do number hunts. For example, have out January 2010 and tell your child to find number 13 and color the square. Or find number 28 and circle it, then eat 28 Cheerios. Have fun and be creative.

7. Have your child write 1 - 3 sentence stories. Your child should try to sound out the words and put those letters down. You can fill in the ones he/she doesn't know. Spelling isn't important—sounding out words and letter/sound correlation should be the focus.



8. Have your child look for words he/she can read in some of your books, magazines, in the neighborhood, etc. Your child will be so proud to show you what he/she can do!

9. Read, read, read! Have your child do Ticket to Read. For math skills, use <https://www.ixl.com/signin/buchanan>

10. Don't put too much pressure on yourself or your child. Try to make up some games to help with the learning. Learning at home should be fun!

