









































































Lesson 12: Adding and Subtracting Decimals

Directions: Find the sum or difference and use a pencil to **DRAW** the object that corresponds to your answer. **SHOW YOUR STEPS!!!**

<p>1. $10.5 + 8.2 =$</p> <table border="1" style="width: 100%; border-collapse: collapse; margin-top: 10px;"> <tr> <td style="width: 80%; padding: 2px;">(a) If your answer is 18.7 draw the following ears.</td> <td style="width: 20%; text-align: center; padding: 2px;"></td> </tr> <tr> <td style="padding: 2px;">(b) If your answer is 25 draw the following ears.</td> <td style="text-align: center; padding: 2px;"></td> </tr> </table>	(a) If your answer is 18.7 draw the following ears.		(b) If your answer is 25 draw the following ears.		<p>2. $53.07 + 2.326 =$</p> <table border="1" style="width: 100%; border-collapse: collapse; margin-top: 10px;"> <tr> <td style="width: 80%; padding: 2px;">(a) If your answer is 55.396 draw square eyeglasses.</td> <td style="width: 20%; text-align: center; padding: 2px;"></td> </tr> <tr> <td style="padding: 2px;">(b) If your answer is 7.633 draw circular eyeglasses.</td> <td style="text-align: center; padding: 2px;"></td> </tr> </table>	(a) If your answer is 55.396 draw square eyeglasses.		(b) If your answer is 7.633 draw circular eyeglasses.		<p>3. $0.21 + 3.457 =$</p> <table border="1" style="width: 100%; border-collapse: collapse; margin-top: 10px;"> <tr> <td style="width: 80%; padding: 2px;">(a) If your answer is 3.478 draw square eyes.</td> <td style="width: 20%; text-align: center; padding: 2px;"></td> </tr> <tr> <td style="padding: 2px;">(b) If your answer is 3.667 draw circular eyes.</td> <td style="text-align: center; padding: 2px;"></td> </tr> </table>	(a) If your answer is 3.478 draw square eyes.		(b) If your answer is 3.667 draw circular eyes.	
(a) If your answer is 18.7 draw the following ears.														
(b) If your answer is 25 draw the following ears.														
(a) If your answer is 55.396 draw square eyeglasses.														
(b) If your answer is 7.633 draw circular eyeglasses.														
(a) If your answer is 3.478 draw square eyes.														
(b) If your answer is 3.667 draw circular eyes.														
<p>4. $9.247 + 16.250 =$</p> <table border="1" style="width: 100%; border-collapse: collapse; margin-top: 10px;"> <tr> <td style="width: 80%; padding: 2px;">(a) If your answer is 26.487 draw the following hair.</td> <td style="width: 20%; text-align: center; padding: 2px;"></td> </tr> <tr> <td style="padding: 2px;">(b) If your answer is 25.497 draw the following hair.</td> <td style="text-align: center; padding: 2px;"></td> </tr> </table>	(a) If your answer is 26.487 draw the following hair.		(b) If your answer is 25.497 draw the following hair.		<p>5. $24.53 + 32.7 =$</p> <table border="1" style="width: 100%; border-collapse: collapse; margin-top: 10px;"> <tr> <td style="width: 80%; padding: 2px;">(a) If your answer is 57.23 draw the following nose.</td> <td style="width: 20%; text-align: center; padding: 2px;"></td> </tr> <tr> <td style="padding: 2px;">(b) If your answer is 27.8 draw the following nose.</td> <td style="text-align: center; padding: 2px;"></td> </tr> </table>	(a) If your answer is 57.23 draw the following nose.		(b) If your answer is 27.8 draw the following nose.		<p>6. $1.374 + 4.772 =$</p> <table border="1" style="width: 100%; border-collapse: collapse; margin-top: 10px;"> <tr> <td style="width: 80%; padding: 2px;">(a) If your answer is 5.026 draw a straight mouth.</td> <td style="width: 20%; text-align: center; padding: 2px;"></td> </tr> <tr> <td style="padding: 2px;">(b) If your answer is 6.146 draw a smiling mouth.</td> <td style="text-align: center; padding: 2px;"></td> </tr> </table>	(a) If your answer is 5.026 draw a straight mouth.		(b) If your answer is 6.146 draw a smiling mouth.	
(a) If your answer is 26.487 draw the following hair.														
(b) If your answer is 25.497 draw the following hair.														
(a) If your answer is 57.23 draw the following nose.														
(b) If your answer is 27.8 draw the following nose.														
(a) If your answer is 5.026 draw a straight mouth.														
(b) If your answer is 6.146 draw a smiling mouth.														
<p>7. $8.7 - 1.5 =$</p> <table border="1" style="width: 100%; border-collapse: collapse; margin-top: 10px;"> <tr> <td style="width: 80%; padding: 2px;">(a) If your answer is 7.2 draw the following chin.</td> <td style="width: 20%; text-align: center; padding: 2px;"></td> </tr> <tr> <td style="padding: 2px;">(b) If your answer is 9.2 draw the following chin.</td> <td style="text-align: center; padding: 2px;"></td> </tr> </table>	(a) If your answer is 7.2 draw the following chin.		(b) If your answer is 9.2 draw the following chin.		<p>8. $7.5 - 2.6 =$</p> <table border="1" style="width: 100%; border-collapse: collapse; margin-top: 10px;"> <tr> <td style="width: 80%; padding: 2px;">(a) If your answer is 5.1 draw FIVE freckles on each cheek.</td> <td style="width: 20%; text-align: center; padding: 2px;"></td> </tr> <tr> <td style="padding: 2px;">(b) If your answer is 4.9 draw THREE freckles on each cheek.</td> <td style="text-align: center; padding: 2px;"></td> </tr> </table>	(a) If your answer is 5.1 draw FIVE freckles on each cheek.		(b) If your answer is 4.9 draw THREE freckles on each cheek.		<p>9. $18.60 - 4.75 =$</p> <table border="1" style="width: 100%; border-collapse: collapse; margin-top: 10px;"> <tr> <td style="width: 80%; padding: 2px;">(a) If your answer is 14.15 draw a calculator on the shirt.</td> <td style="width: 20%; text-align: center; padding: 2px;"></td> </tr> <tr> <td style="padding: 2px;">(b) If your answer is 13.85 draw a pocket containing a ruler and pencil on the shirt.</td> <td style="text-align: center; padding: 2px;"></td> </tr> </table>	(a) If your answer is 14.15 draw a calculator on the shirt.		(b) If your answer is 13.85 draw a pocket containing a ruler and pencil on the shirt.	
(a) If your answer is 7.2 draw the following chin.														
(b) If your answer is 9.2 draw the following chin.														
(a) If your answer is 5.1 draw FIVE freckles on each cheek.														
(b) If your answer is 4.9 draw THREE freckles on each cheek.														
(a) If your answer is 14.15 draw a calculator on the shirt.														
(b) If your answer is 13.85 draw a pocket containing a ruler and pencil on the shirt.														
<p>10. $5.63 - 1.584 =$</p> <table border="1" style="width: 100%; border-collapse: collapse; margin-top: 10px;"> <tr> <td style="width: 80%; padding: 2px;">(a) If your answer is 1.021 write "I Love Math" on the shirt.</td> <td style="width: 20%; text-align: center; padding: 2px;"></td> </tr> <tr> <td style="padding: 2px;">(b) If your answer is 4.046 write "Math Genius" on the shirt.</td> <td style="text-align: center; padding: 2px;"></td> </tr> </table>	(a) If your answer is 1.021 write "I Love Math" on the shirt.		(b) If your answer is 4.046 write "Math Genius" on the shirt.		<p>11. $12.31 - 7.64 =$</p> <table border="1" style="width: 100%; border-collapse: collapse; margin-top: 10px;"> <tr> <td style="width: 80%; padding: 2px;">(a) If your answer is 5.33 draw the pi symbol in the background.</td> <td style="width: 20%; text-align: center; padding: 2px;"></td> </tr> <tr> <td style="padding: 2px;">(b) If your answer is 4.67 draw a multiplication and division sign in the background.</td> <td style="text-align: center; padding: 2px;"></td> </tr> </table>	(a) If your answer is 5.33 draw the pi symbol in the background.		(b) If your answer is 4.67 draw a multiplication and division sign in the background.		<p>12. $2.81 - 1.775 =$</p> <table border="1" style="width: 100%; border-collapse: collapse; margin-top: 10px;"> <tr> <td style="width: 80%; padding: 2px;">(a) If your answer is 1.035 draw an addition and subtraction sign in the background.</td> <td style="width: 20%; text-align: center; padding: 2px;"></td> </tr> <tr> <td style="padding: 2px;">(b) If your answer is 1.145 draw the percent symbol in the background.</td> <td style="text-align: center; padding: 2px;"></td> </tr> </table>	(a) If your answer is 1.035 draw an addition and subtraction sign in the background.		(b) If your answer is 1.145 draw the percent symbol in the background.	
(a) If your answer is 1.021 write "I Love Math" on the shirt.														
(b) If your answer is 4.046 write "Math Genius" on the shirt.														
(a) If your answer is 5.33 draw the pi symbol in the background.														
(b) If your answer is 4.67 draw a multiplication and division sign in the background.														
(a) If your answer is 1.035 draw an addition and subtraction sign in the background.														
(b) If your answer is 1.145 draw the percent symbol in the background.														

Directions: Find the sum or difference and **COLOR** the object that corresponds to your answer. **SHOW YOUR STEPS!!!**

<p>13. $8.7 + 2.84 =$</p> <p>(a) If your answer is 3.71 outline the hair in red.</p> <p>(b) If your answer is 11.54 outline the hair in black.</p>	<p>14. $85.001 - 7.13 =$</p> <p>(a) If your answer is 77.871 color the hair brown.</p> <p>(b) If your answer is 84.288 color the hair red.</p>	<p>15. $6.38 + 4.732 =$</p> <p>(a) If your answer is 10.102 outline the ears in orange.</p> <p>(b) If your answer is 11.112 outline the ears in black.</p>
<p>16. $37 - 23.385 =$</p> <p>(a) If your answer is 14.385 color the glasses purple.</p> <p>(b) If your answer is 13.615 color the glasses black.</p>	<p>17. $20.33 + 3.665 =$</p> <p>(a) If your answer is 20.995 color the eyes blue.</p> <p>(b) If your answer is 23.995 color the eyes green.</p>	<p>18. $89.47 - 8.06 =$</p> <p>(a) If your answer is 81.41 color the freckles brown.</p> <p>(b) If your answer is 8.87 color the freckles orange.</p>
<p>19. $28.21 + 2.5 =$</p> <p>(a) If your answer is 28.46 outline the mouth in black.</p> <p>(b) If your answer is 30.71 outline the mouth in red.</p>	<p>20. $3.008 - 0.72 =$</p> <p>(a) If your answer is 2.288 outline the nose and chin in black.</p> <p>(b) If your answer is 3.936 outline the nose and chin in brown.</p>	<p>21. $26.24 + 6.3 =$</p> <p>(a) If your answer is 26.87 color the face, neck, ears, and arms brown.</p> <p>(b) If your answer is 32.54 color the face, neck, ears, and arms apricot.</p>
<p>22. $5.025 - 3.62 =$</p> <p>(a) If your answer is 1.405 outline the letters on the shirt in black.</p> <p>(b) If your answer is 2.405 outline the letters on the shirt in red.</p>	<p>23. $29.872 + 25.64 + 44.667 =$</p> <p>(a) If your answer is 100.179 color the OBJECT on the shirt MANY colors.</p> <p>(b) If your answer is 76.615 color the OBJECT on the shirt ONE color.</p>	<p>24. $72.7 - 0.654 =$</p> <p>(a) If your answer is 72.046 color the shirt green.</p> <p>(b) If your answer is 72.154 color the shirt purple.</p>
<p>25. $3.68 + 4.07 =$</p> <p>(a) If your answer is 8.38 color two of the math symbols green.</p> <p>(b) If your answer is 7.75 color two of the math symbols red.</p>	<p>26. $5.7 - 3.287 =$</p> <p>(a) If your answer is 1.125 color the rest of the math symbols orange.</p> <p>(b) If your answer is 2.413 color the rest of the math symbols red.</p>	<p>27. $0.84 + 10.3 =$</p> <p>(a) If your answer is 11.14 color the background blue.</p> <p>(b) If your answer is 18.7 color the background green.</p>

Artistic Tip: When you are done coloring, it looks nice to outline the major features using a black crayon or marker.

$$2.3 + 11.04$$

$$\begin{array}{r} 2.30 \\ + 11.04 \\ \hline 13.34 \end{array}$$