


Last Week of School

_____ 's Weekly Schedule

June 1 - 5 (Instructional Time: 60-90 min. /day)

	Monday Meet My Teacher at the Front Loop Day	Tuesday No Tricks, just Science & Technology Day	Wednesday Workout Wednesday, then whip out the Arts and Crafts	Thursday Think About it – Mystery Reading	Friday Fun Friday
	<p>2nd Grade Pick Up Day @ 12 – 3</p> <p>Come to school to pick up personal belongings and say goodbye! Teachers will be in the front loop.</p> <p><i>I can't wait to see you!!!</i></p> <p>Post your last video on Flipgrid. Say goodbye to your classmates or thank them for something. You can also wish them a fun, safe summer or something fun!</p>	<p>STEM Day</p> <p>Choose one or two or do all! Click on the links for directions and videos:</p> <p>-Build a catapult (need an empty shoebox, 2 pencils, rubber bands, bottle cap)</p> <p>-Paper Tower Challenge (need paper - preferably cardstock - and books)</p> <p>-Make your drawing float on water (need your dry erase marker and a plate. Make sure you ask for your parent's permission)</p> <p>-Ziplock Bag and Pencil Experiment (need Ziplock bag, sharp pencil)</p> <p>Digital Memory Book (file will be emailed Tuesday AM)</p>	<p>Workout 😊 :</p> <p>8 jumping jacks 8 squats 8 tip toes 8 arm circles 8 push-ups 8 second plank & hold 8 sit-ups 8 second quick feet</p> <p>Rest for 1 minute, then repeat! This 2nd round is to celebrate your 2nd grade year!</p> <p><u>Bonus:</u> do a 3rd round for "3rd grade here I come!...but, first, summer here I come!"</p> <p>Art and Craft Day Choices:</p> <p>-Make a Father's Day Craft (see email for printables)</p> <p>Click on the links:</p> <p>-Draw a folded flag - Memorial Day & 4th of July</p> <p>-Turn the letters in summer into a cartoon</p>	<p>Mystery Reading – Half Eaten Apple. Packet is in your child's bag</p> <p>Live Meeting with me for the answers! I will email the links 30 minutes before each time.</p> <p>I will go live at these times: 10:30am and 2pm</p> <p>Choose a time that best fits your needs. Meeting is optional.</p>	<p>Open the bag of popcorn that I put in your bag and warm it up! Let's celebrate!</p> <p><i>We did it!</i></p> <p><i>Thank you for the learning and memories!</i></p> <p><i>I miss you and love you much!</i></p> <p><i>Take care, stay safe, and have a fun summer!</i></p> <p>Love, </p>
Enrichment or Extended activities	I-Ready Reading (30 min) and I-Ready Math (30 min)	I-Ready Reading (30 min) and I-Ready Math (30 min)	I-Ready Reading (30 min) and I-Ready Math (30 min)	I-Ready Reading (30 min) and I-Ready Math (30 min)	I-Ready Reading (30 min) and I-Ready Math (30 min)


Suggested summer learning ideas:

- Consistency and Goal Setting - Continue creating a schedule and set summer goals (example: 30min on each I-Ready's subjects: Reading and Math)
 - I-Ready will be active over the summer! I'll be checking my email on a weekly basis. Please feel free to email me on I-Ready questions or if you want a snapshot of their report.
- Read and comprehend books from [Get Epic](#) (free for the entire month of June).
 - Class code: **Itm9211** Then, click on name to enter student password which is their birthdate: **MMDD**
 - Select "just right books" (books that are not too easy and books that are not too hard...just right in the middle)
 - 2nd grade books begin with Lexile 430 and above
 - Use graphic organizers to build reading comprehension.
- Scholastic News or Kids A-Z
- Make or a write a book
- Play outside – create an obstacle course or create "crazy sidewalk" with sidewalk chalk
- Learn something new: cooking, building, crafting, gardening, or a new activity
- Go through your child's bag from Monday's Pick Up Day – It has their workbooks and extra worksheets
- Participate in the District's Summer Learning for All – more info to come soon

STEM DAY! (Please email me if you cannot access the links from the schedule)



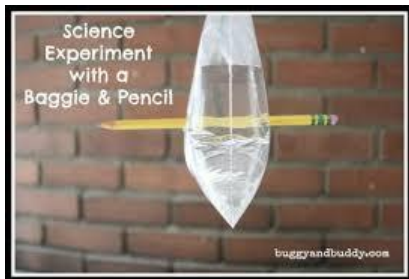
Box catapult



Paper Tower Challenge



Make Your Drawing Float



Ziplock Bag & Pencil Experiment

