

## Student Instructions

### Steps to take:

1.

Go to your 365 student email and search for an email from [Paper](#). (mail@Paper.co)

The subject line should read:  
"Welcome to 24/7 online homework help"

2.

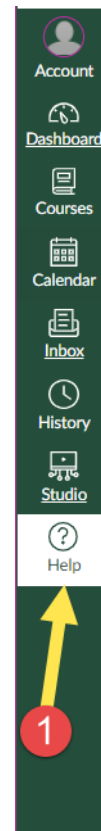
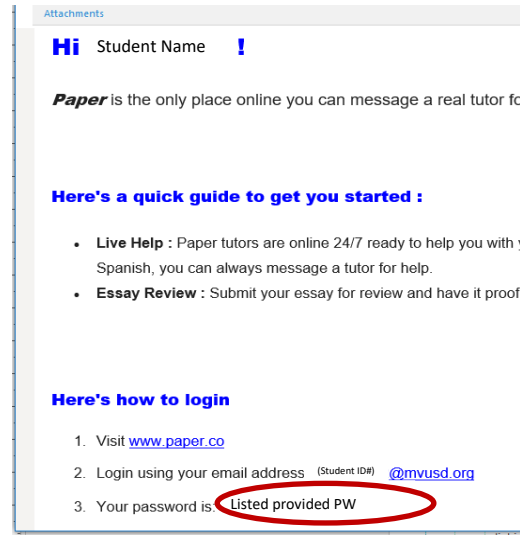
Copy the password in the body of the email from [Paper](#). Then go your Canvas page.

3.

Once you are logged into Canvas, select "Help" on the Global Navigation menu.

Click on the "Free Tutoring (4th-12th grade)" link listed under other resources

### What it looks like:



Little lost? Try here first!

[Search the Canvas Guides](#)

Find answers to common questions

#### OTHER RESOURCES

[Free Tutoring \(. 4th-12th Grade .\)](#)

Students, you need to find the email from Paper.co to sign in to this free service. Check your "other" or junk email folder as well.

[Canvas Student Bootcamp](#)

Students, use this class to learn some of the skills you will need in Canvas.

[Ask Your Instructor a Question](#)

Questions are submitted to your instructor

[Report a Problem](#)

If Canvas misbehaves, tell us about it

Show Welcome Tour

2

1

## Student Instructions

### Steps to take:

4.

Once you click the link, you will be sent to the Paper log-in page. Please [enter your school email](#) which is: 9-digit ID@mvusd.org

Then [paste the password](#) you previously copied into the [password field](#).

5.

Read the code of conduct, [check the box](#) that says, you have read and agree to the code.

Then [click on "I agree"](#)

6.

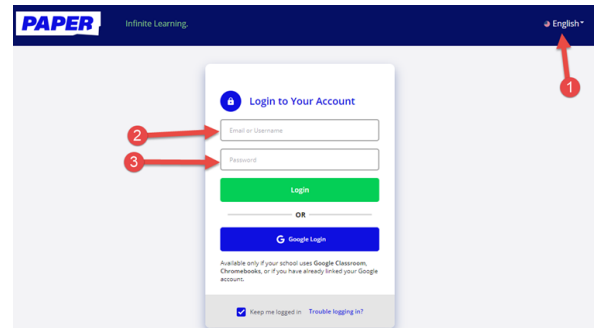
Congratulations! You are now in Paper and able to [use their 24/7 tutoring services](#). **Before you begin**, we ask that you [change the password](#) to your account to the same one as your school 365 account. To do this [follow the next steps](#)

7.

Remember: Reset Password

Go to settings displayed in the illustration to the right and highlighted as arrows 1 & 2

### What it looks like:



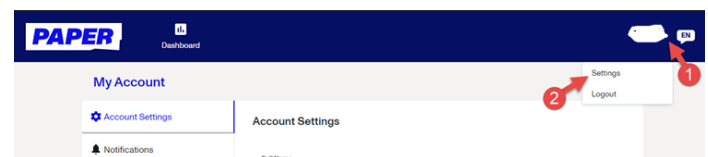

**Before we get started, let's go over some rules.**

While using Paper, I promise to...

- Always be respectful.
- Stay focused and keep it academic.
- Never share my personal information & value the privacy of those helping me.

Read the full [Code of Conduct Agreement](#)

I have read and agreed to the Code of Conduct Agreement

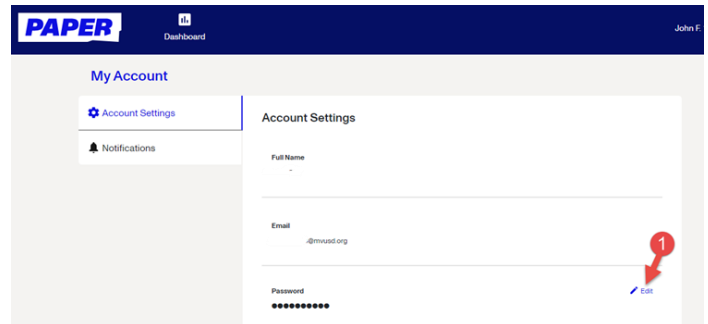


## Student Instructions

### Steps to take:

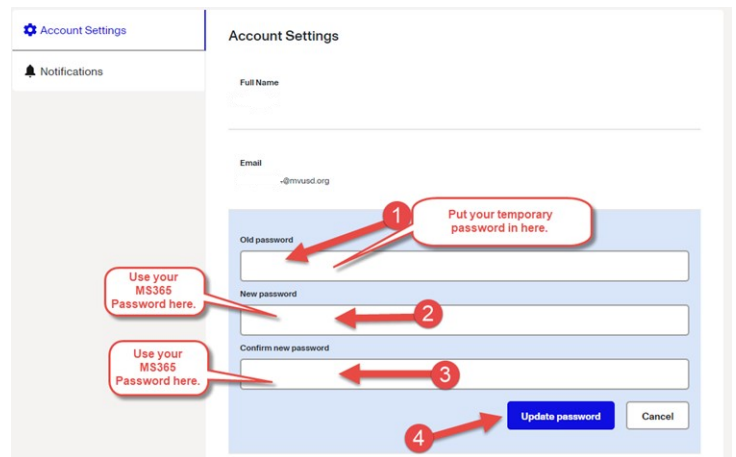
8.

Select [edit](#), as shown as number 1 on the picture



9.

Follow the [instructions](#) on the screen to reset your password to your current Microsoft 365 password. This is the same password you use for your school district email.



10

All set and secured! Ready to go!

You can now use Paper by simply clicking on the Paper link in Canvas.



**I DON'T GET IT!**

Feeling stuck? We've got you!

<b>Online Tutoring Help</b> <ul style="list-style-type: none"><li>→ Chat with tutors 24/7</li><li>→ Unlimited sessions</li><li>→ Any academic subjects</li></ul>	<b>24h Essay Review</b> <ul style="list-style-type: none"><li>→ Reviewed in 24 hours or less</li><li>→ Unlimited submissions</li><li>→ Feedback on grammar, content and structure</li></ul>
--	---

Paper.co