

Quick Reference for Parents

Using the Ticket to Read™ Program

First Read

Words to Know

Think About

Read Along

Practice

Final Read


Quiz

Introduction

By using the Ticket to Read™ program, your child will build fluency, strengthen vocabulary, and reinforce comprehension skills. Your child will be rewarded with tickets that can be redeemed to purchase items in the clubhouse. Encourage your child to use Ticket to Read 2–3 times a week for 15–30 minutes per session. Check your child's progress by doing the following:



Go to www.tickettoread.com.



Enter your child's User ID and Password and click **Sign In**.



Check their **Progress Board**, ribbons, and trophies.

A blue ribbon signifies that all questions were answered correctly on the Quiz. Red ribbons are awarded for 80 percent or better, and white ribbons for below 80 percent.

A silver trophy is earned after a collection of passages is finished. Once a level (30–40 passages) is completed, a gold trophy is earned.

On the **Progress Board**, you can check what level and book your child is working on, the number of passages completed in the collection, the number of tickets earned in a week, and the words per minute goal.

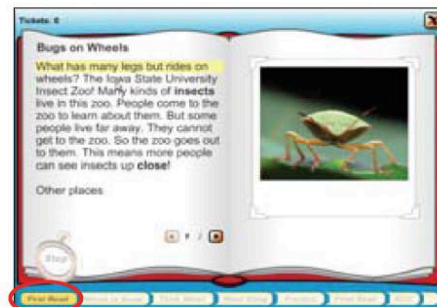



To begin reading, your child must click on the book.

The **Clubhouse Catalog** is where your child uses tickets to buy items for the clubhouse.

Program Sections

Your child will be given 10 passages to read. After choosing a passage, he or she is taken down a seven step instruction path. The navigation bar is highlighted to indicate the current step.



- **First Read:** The child reads the passage cold and can highlight each line of text with the mouse as they read it.
- **Words to Know:** This section displays vocabulary words the child can click on to learn about a word.
- **Think About:** An essential comprehension skill or strategy is explained.
- **Read Along:** The child listens to a narrator read the passage. Then, the child practices by reading along at a slower pace.
- **Practice:** During this timed practice session, the child can practice the passage twice. While reading, he or she can click on any word to hear it pronounced.
- **Final Read:** In this section, the passage goal must be met.
- **Quiz:** The child answers questions about the passage. He or she then corrects any incorrect answers.

System requirements:

- Monitor resolution 1024 X 768
- 512 mb RAM for Windows XP and OS 10
- Internet Explorer 6.0+, FireFox 2.0+, Safari 1.2+
- Adobe Flash Player 9
- Adobe Acrobat Reader 5.0+
- Cookies, Javascript, and Pop-ups enabled
- Internet connection (broadband preferred)

978-1-4168-9308-X

