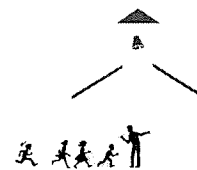




Child Development Center Newsletter

APRIL 2014



Vol. 7 Issue 10 April 2014

HOME—SCHOOL—CONNECTION

CONTACT INFO:

FAMILY SERVICES

24300 Las Brisas Rd. N
Murrieta, CA 92562
(951) 304-1623

Child Development Center

(951) 304-1623

Room 4: ext. 2112

Room 5: ext. 2113

Room 6: ext. 2114

Room 7: ext. 2177

Room 8: ext. 2115

Room 10: ext. 2176

Room 11: ext. 2168

Room 12: ext. 2167

Julie Hoang: ext. 2189

UPCOMING EVENTS

April 18

Spring Fling

2:30—5:00

Parents Information & Communication

For more information about Family Services, our Newsletters, and Programs—please visit our website at www.murrieta.k12.ca.us under Family Services Department



Paper Plate Bumblebee Craft

By: Leanne Guenther

Materials:

1. Paper plate
 2. Waxed paper
 3. Scissors
 4. Tape
 5. Small triangle of black paper
 6. Yellow paint and black paint or marker
- (If you don't have yellow paint, cut up 1 inch (ish) squares of yellow construction paper or tissue paper and glue those to the paper plate instead of painting.)

Instructions:

1. Paint the paper plate yellow and let dry.
2. With black paint or markers, put on stripes.
3. Put on face with paint or markers OR use snips of cut up paper OR use wiggly eyes.
4. Cut two wings out of waxed paper (you can trace the child's feet for these or you can just make two U-shaped wings).
5. Attach with scotch tape.
6. Cut a triangle out of black paper and tape it to the back of the bee as a stinger.

Resource: www.dltk-teach.com/rhymes/bumblebee

Spring Fling

When: April 18, 2014 from
2:30 pm to 5:00 pm

Where: Child Development
Center (upper field)

Please come and join us for a
fun time of free
activities and petting zoo.



PARENTS

If your child will be coming
to school after 9:00 am...

PLEASE CALL YOUR CHILD'S
CLASSROOM TO REQUEST A
LUNCH. IF NOT, BE PREPARED
TO PACK A HEALTHY LUNCH.

Thank You.



Mrs. Emily

My name is Emily Rains and I am 29 years old. I have a Bachelors Degree in Human Development with an emphasis in Children Services. I have been working in the child development field for 5 years. I began my career at the Boys & Girls Club. Even though I enjoyed my time at the BGC I knew I wanted to work with younger children. I got hired with the M.V.U.S.D.—Child Development Center in 2011. I spent my first two years working in room 4 with the infants. Currently I am the lead teacher in room 10 with the 2 year olds and I love every minutes of it. My only hope is that the children as much from me as I do from them. I have an amazing husband named Kyle and an incredible 10 year old son named Tyler. When I'm not at work, I am spending my time with them.