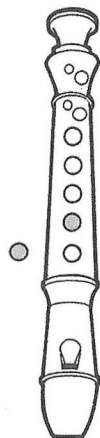

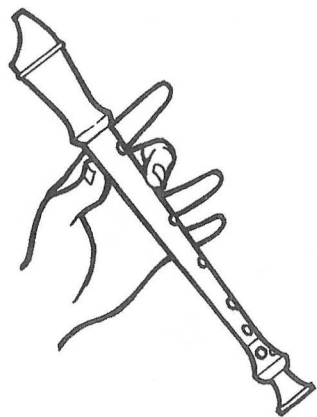


adding the new note...C




- ✔ Cover the thumbhole with your left thumb, and cover the second hole of the recorder with your left middle finger.
- ✔ Sit up straight, with your feet on the floor.
- ✔ Take a natural breath and hold it.
- ✔ Softly play C and hold it.
- ✔ Play C several times and then practice moving back and forth from C to the other notes you know.

practice themes

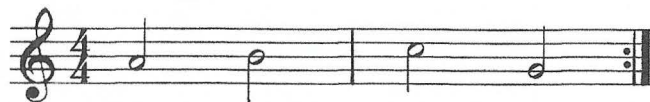
march tempo



calypso beat



la conga




waltz



blue birch bark canoe...

Try playing a rhythm accompaniment for this song by tapping a tom-tom on each beat indicated by this symbol



SEVUSH-ORMONT

Tom-Tom			